



Information Technology Services

HCCC ITS Phone: (201) 360-4310
HCCC ITS Email: itshelp@hccc.edu
HCCC ITS Website: www.hccc.edu/administration/its
Twitter: @HCCC_ITS



Chromebook Hub

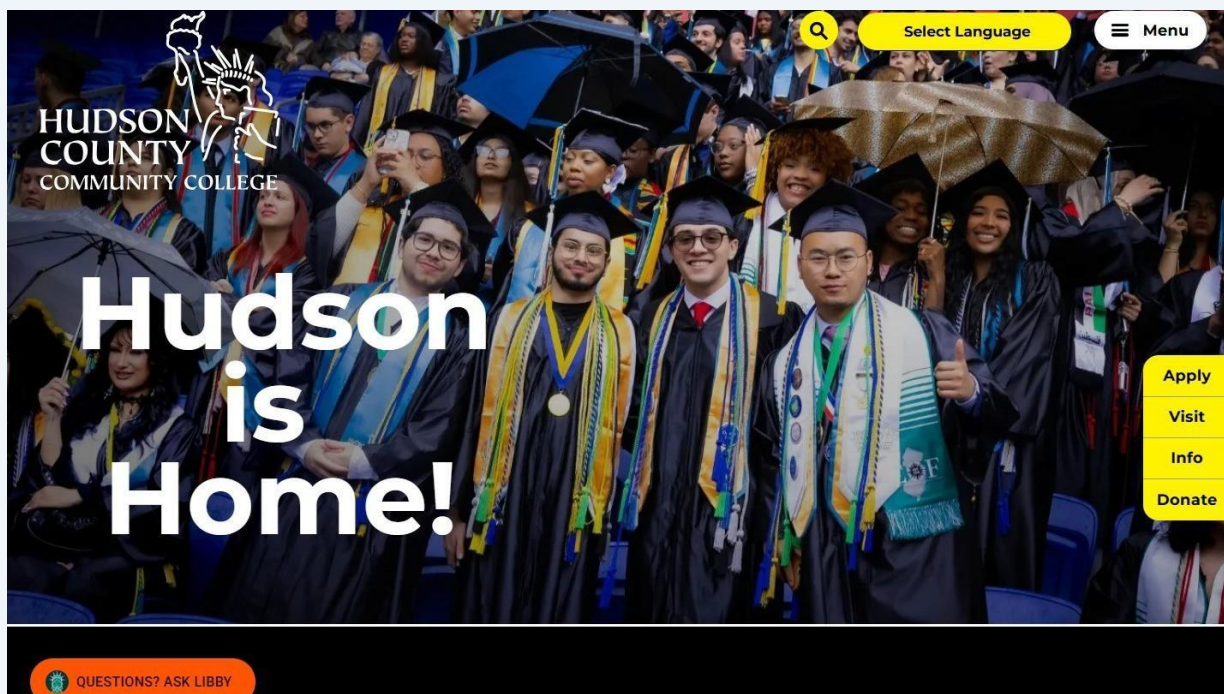
Accessing HCCC Canvas (Web Browser)

This guide will help you log in to Hudson County Community College (HCCC) Canvas and access your course materials.

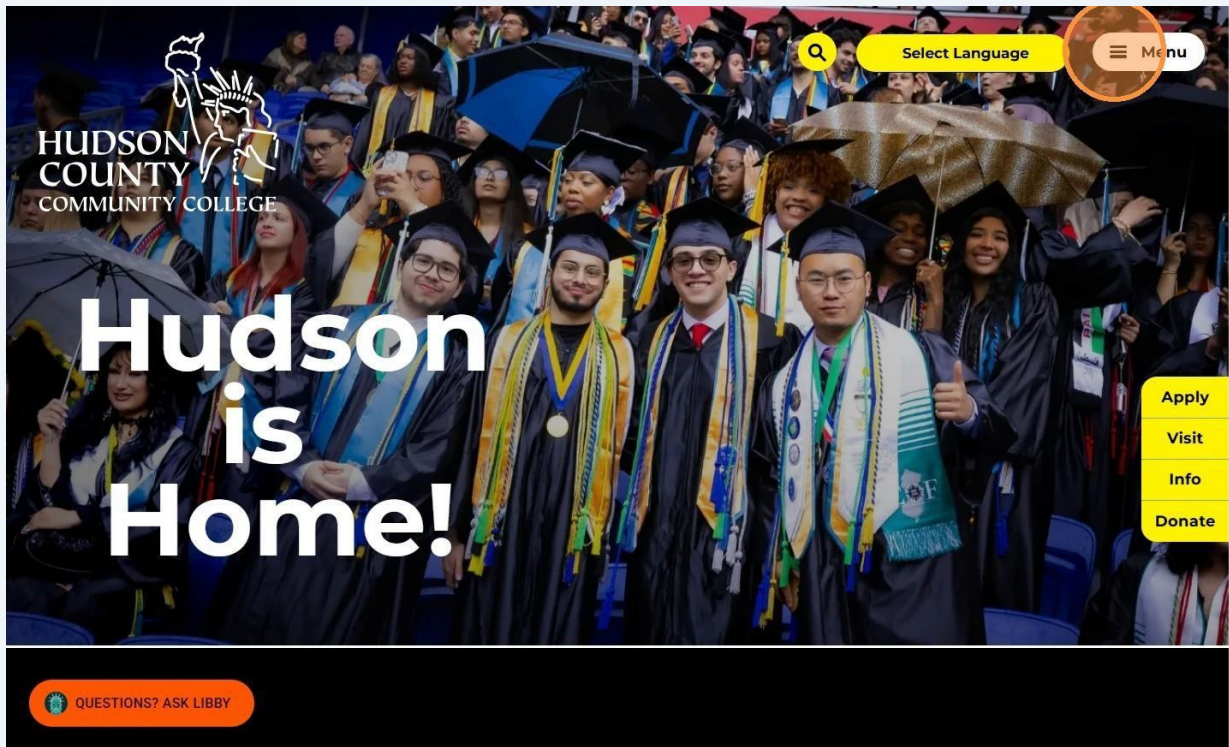
Before you begin:

- Use a Chromebook or desktop/laptop computer for the best experience.
- Make sure you know your HCCC email address and password.
- Use the Google Chrome web browser (recommended).
 - Mac users: Please avoid using Safari.
- If you recently registered, please allow up to 24 hours for access to your account and courses.

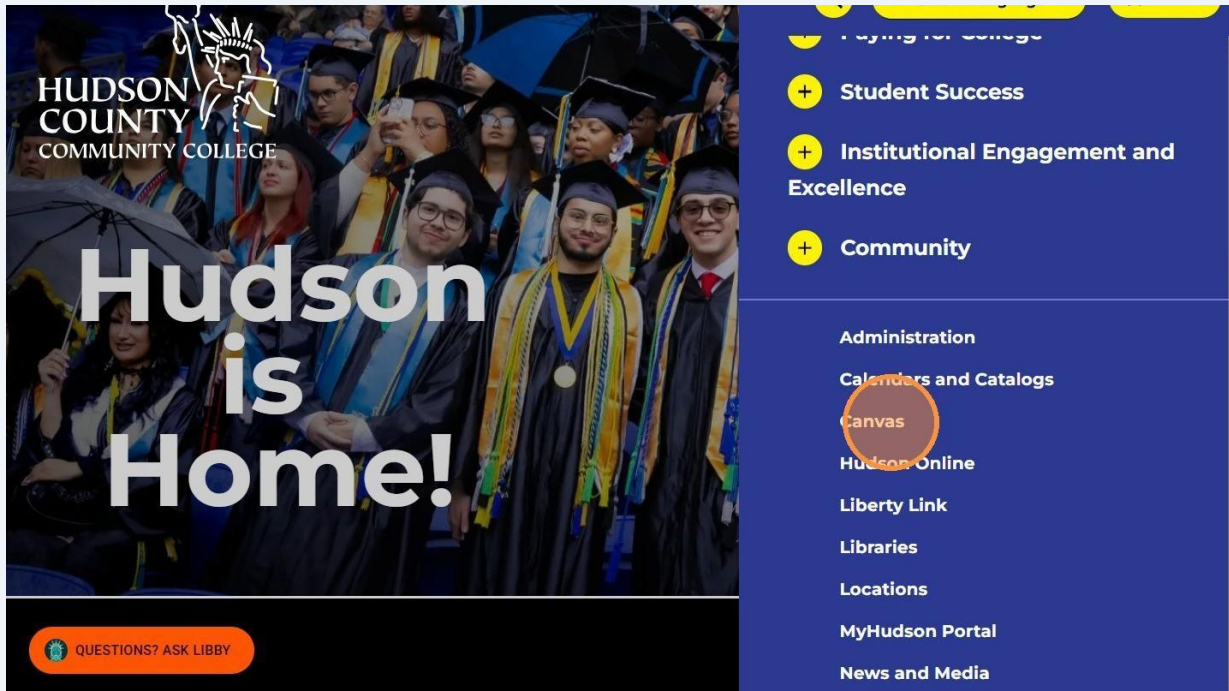
1 Open a web browser and go to <https://www.hccc.edu/>



2 Click **Menu** in the top-right corner of the page.



3 From the menu, select **Canvas**.



4

Enter your HCCC student email and password.

Your HCCC student email address follows this format:

First initial + last name + last four digits of your Student ID + @live.hccc.edu

Example:

If your name is John Smith and the last four digits of your Student ID are 4567, your email address would be: jsmith4567@live.hccc.edu

Click **Sign in**.



Close to Home. Affordable.
High Quality. Life-Changing.

Enter your HCCC Username and Password

someone@example.com

Password



Students: username@live.hccc.edu

Employees: username@hccc.edu

Need Assistance? Contact Help Desk by phone at
201-360-4310.

Password Reset/Claim Identity
Employee Help Desk Request
HCCC Phish Bowl - Cyber Security

This service and the services to which it provides
access are for authorized users only. Any attempt to
gain unauthorized access to online College resources
will be pursued, as applicable, under campus codes
and state or federal law.



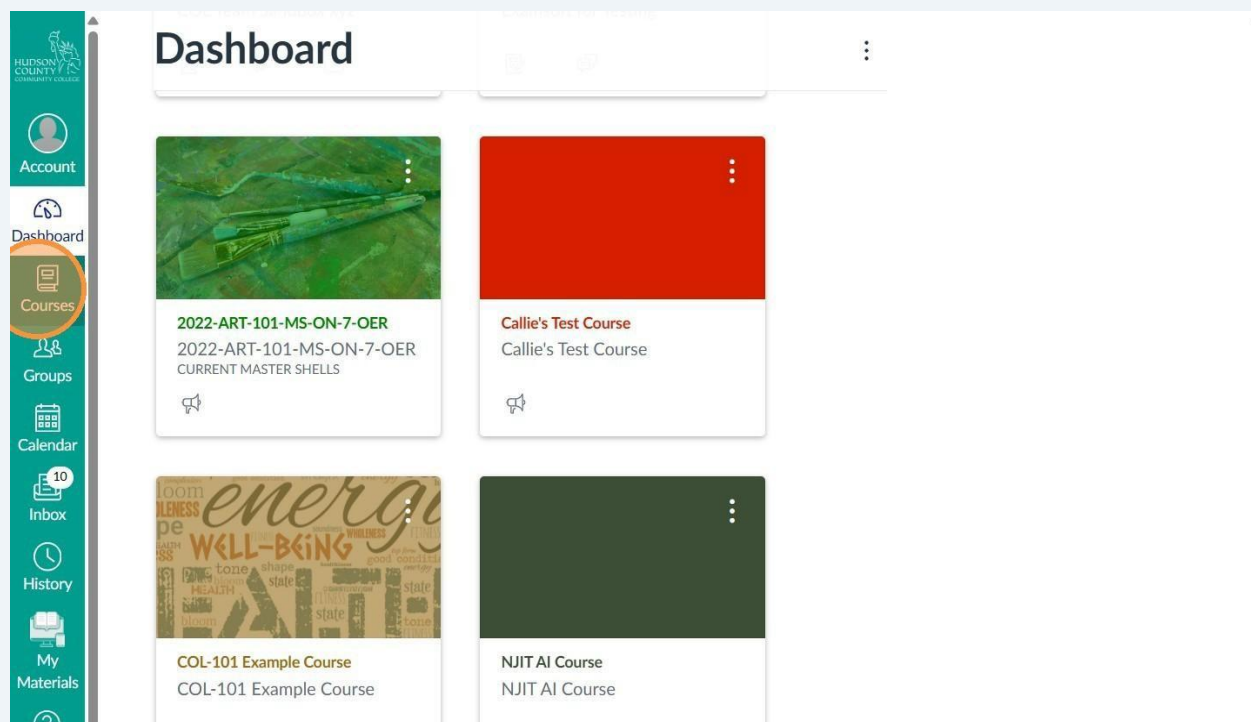
If you are unable to log in, double-check that you are using your [@live.hccc.edu](mailto:live.hccc.edu) email address.

5

Once you log in, you will see your **Canvas Dashboard**, which displays all the courses you are registered for.

For course-specific questions, contact your instructor.

For Canvas access issues, contact the Center for Online Learning at col@hccc.edu or call **201-360-4038**.



If you registered today, please allow up to 24 hours for your course(s) to appear on your Canvas Dashboard.

Please note: Students gain access to their Canvas courses one week before the class start date. If your course does not begin within the next week, it will not yet appear on your Canvas Dashboard.

If you need help using Canvas, you may call **Canvas Support (24/7): 833-685-8350**.