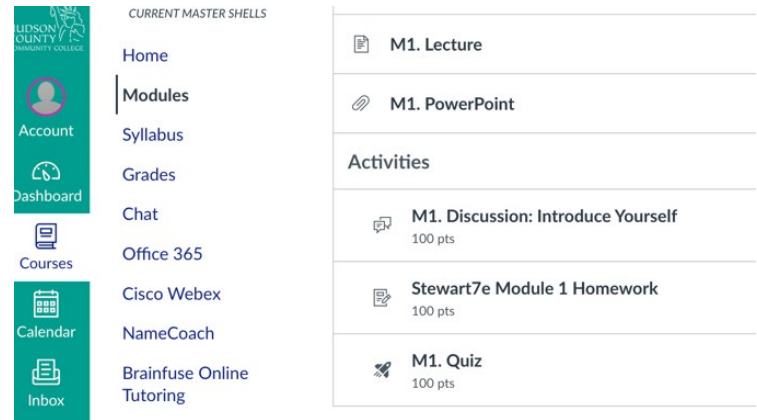


HOW TO REGISTER FOR CENGAGE IN CANVAS


ACCESS YOUR CANVAS COURSE

- Log into Canvas and select your course.
- Click any link to Cengage content to continue the registration process.
- Not sure where to click? try clicking on a few assignment links.
- You'll know you've clicked the right one when you see the Cengage login screen.



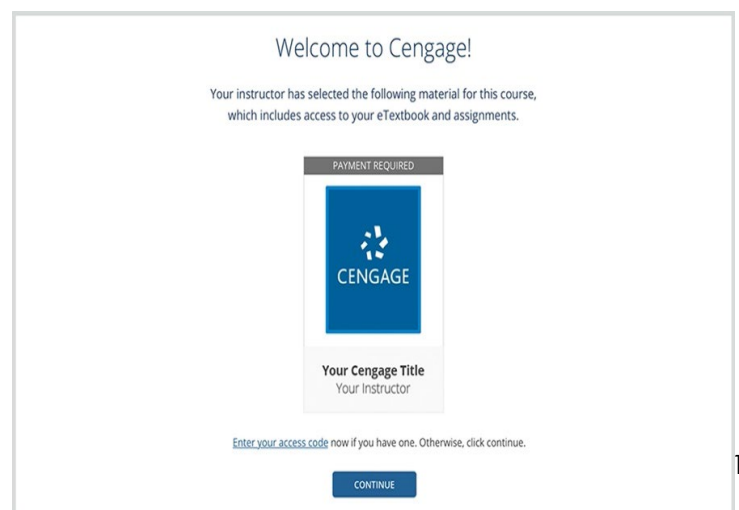
LINK YOUR CENGAGE WEBASSIGN AND CANVAS LMS ACCOUNTS

- If you already have a Cengage account, log in now. New to Cengage? Click "Create Student Account" and register. We recommend using your school email.
- To verify your account, open the 'Welcome to Cengage' email you just received and click 'Activate Cengage Account' to set your password and complete the registration process. Be sure to use the same device and browser to create and verify your account.
- *You might already have a Cengage account if you've used *MindTap*, *CengageNOWv2*, *OWLv2*, *SAM*, *WebAssign*, or another Cengage platform in a different course.
- Linking your accounts is a one-time process. You won't be prompted to do it again if you've previously completed this step for another course.




ENROLL IN YOUR COURSE

You've found your course materials! This includes access to your eTextbook and assignments. If you purchased an access code, click "Enter your access code" to redeem it. Don't have a code? Click "Continue."



ACCESS YOUR COURSE MATERIALS

Purchase the materials for just this course.

| Purchasing Options for You | Pay for materials individually | Cengage Unlimited eTextbooks | Cengage Unlimited |
|--|---|--|--|
|  Your Cengage Course Materials Enter Access Code | ✓ | — | ✓ <i>included!</i> |
| More than one Cengage textbook/eTextbook but NO online homework access. Simplify and save. Buy one plan and have access to our entire eTextbooks library across courses and offline on a mobile app. | — | ✓ | — |
| More than one Cengage textbook/eTextbook PLUS online homework access. Don't overspend. Have access to our full eTextbooks library PLUS all Cengage online homework platforms — MindTap, WebAssign, OpenNow, SAM, CNowv2, OWLv2 and Cengage Infuse. | — | — | ✓ |
| FREE hardcopy textbook rentals. Get at least 4 FREE. Pay just \$7.99 shipping/handling each. | — | ✓ | ✓ |
| Show more benefits | | | |
| | single term ▾ \$100.00 BUY NOW Start Temporary Access | <i>This option does not include access to your online homework platform.</i> | 4-month access ▾ \$119.99 BUY NOW |

- Click "BUY NOW" to purchase access to the materials you need for this course
- Not ready to buy? Click "Start Temporary Access" to access your course materials now and make a purchase decision later.
- If you already redeemed an access code, click "Continue" to get started.
- **You can save money if you have multiple courses using Cengage materials.**
 - Click "BUY NOW" to purchase access to Cengage Unlimited, a plan that includes access to all your Cengage online homework, eTextbooks, study tools, at least four FREE hardcopy textbook rentals (\$7.99 S&H), and more.
 - To see if a Cengage Unlimited plan is the right fit for you, check your other courses to see if they are using Cengage products as well. You can also upgrade later.

QUICK TROUBLESHOOTING TIPS FOR STUDENTS

- We recommend using Google Chrome or Mozilla Firefox (please avoid Internet Explorer, Microsoft Edge, and Safari).
- If you are currently using one of our recommended browsers and are still having trouble, please sign out of Canvas and your Cengage Account, then close out of the browser to allow for a fresh start.
- Please also make sure you have disabled your pop-up blockers. To do so, please [visit this page](#) and follow the instructions for your specific browser.
- We also recommend clearing the Cache & Cookies on your browser. For most browsers (including Chrome and Firefox), you can hold down CTRL+SHIFT+DELETE on your keyboard. Ensure items like browsing history, cookies, cached images, and files are selected. Then, select the most extended time range possible and proceed with clearing the data.
- If these steps are ineffective, please contact Cengage Technical Support.

FOR CENGAGE TECHNICAL SUPPORT:

Cengage Technical Support is always available via phone, online chat, and social media. For timely support, please follow the steps below.

- First, submit a ticket at [Cengage Technical Support](#)
- Follow up with a call to Cengage Support on 1-800-354-9706. Please be sure to reference your Case ID#